

(I) (a) STATEMENT SHOWING SHAREHOLDING PATTERN

Name of the Company: THE PATNA ELECTRIC SUPPLY CO. LTD.

Scrip Code:

Name of the Scrip:

Class of security:

Quarter Ended: 31/03/2014

Page: 1

Partly paid-up shares:-	No. of partly paid-up shares	As a % of total no. of partly paid-up shares	As a % of total no. of shares of the company
-------------------------	------------------------------	--	--

Held by promoter/promoter group

Held by public
Total - D

Outstanding convertible securities:-	No. of outstanding securities	As a % of total no. of outstanding convertible securities	As a % of total no. of shares of the company, assuming full conversion of the convertible securities
--------------------------------------	-------------------------------	---	--

Held by promoter/promoter group

Held by public
Total - E


Warrants:-	No. of warrants	As a % of total no. of warrants	As a % of total no. of shares of the company, assuming full conversion of warrants
------------	-----------------	---------------------------------	--

Held by promoter/promoter group

Held by public
Total - F

Total paid-up capital of the company, assuming full conversion of warrants and convertible securities

467650




Category Code	Category of Shareholders	Number of shareholders	Total number of shares	Number of shares held in Demat Form	As a % of (A+B)	As a % of (A+B+C)	Number of Pledged shares	As a percentage (ix)=(viii/iv*100)
(i)	(ii)	(iii)	(iv)	(v)	(vi)	(vii)	(viii)	(ix)=(viii/iv*100)
(A)	Total Shareholding of Promoter & Promoter Group							
(1)	Indian							
(a)	Individual/HUF	2	11673	Nil	2.496	2.496	Nil	Nil
(b)	Central Govt./ State Govt.	Nil	Nil	Nil	Nil	Nil	Nil	Nil
(c)	Bodies Corporate	4	116688	Nil	24.952	24.952	Nil	Nil
(d)	Fin. Institutions / Bank	Nil	Nil	Nil	Nil	Nil	Nil	Nil
(e)	Any Other	Nil	Nil	Nil	Nil	Nil	Nil	Nil
	Sub-Total of (A)(1)	6	128361	Nil	27.448	27.448	Nil	Nil
(2)	Foreign							
(a)	Individuals (NRIs/Foreign)	Nil	Nil	Nil	Nil	Nil	Nil	Nil
(b)	Bodies Corporate	Nil	Nil	Nil	Nil	Nil	Nil	Nil
(c)	Institutions	Nil	Nil	Nil	Nil	Nil	Nil	Nil
(d)	Qualified Foreign Investors	Nil	Nil	Nil	Nil	Nil	Nil	Nil
(e)	Any Other	Nil	Nil	Nil	Nil	Nil	Nil	Nil
	Sub-Total of (A)(2)	Nil	Nil	Nil	Nil	Nil	Nil	Nil
	Shareholding of Promoter & Promoter Group (A) = A1+A2	6	128361	Nil	27.448	27.448	Nil	Nil
(B)	Public Shareholding							
(1)	Institutions							
(a)	Mutual Funds / UTI	Nil	Nil	Nil	Nil	Nil	NA	NA
(b)	Fin. Institutions / Banks	5	76205	71694	16.295	16.295	NA	NA
(c)	Central Govt./ State Govt.	Nil	Nil	Nil	Nil	Nil	NA	NA
(d)	Venture Capital	Nil	Nil	Nil	Nil	Nil	NA	NA
(e)	Insurance Company	1	133	Nil	0.028	0.028	NA	NA
(f)	Foreign Inst. Investors	Nil	Nil	Nil	Nil	Nil	NA	NA
(g)	Foreign VC Investors	Nil	Nil	Nil	Nil	Nil	NA	NA
(h)	Qualified Foreign Investors	Nil	Nil	Nil	Nil	Nil	NA	NA
(i)	Any Other	Nil	Nil	Nil	Nil	Nil	NA	NA
	Sub-Total (B)(1)	6	76338	71694	16.324	16.324	NA	NA
(2)	Non-Institutions							
(a)	Bodies Corporate	13	52946	Nil	11.322	11.322	NA	NA
(b)	Individuals							
	i. Individual Shareholders Holding Nominal Share Upto Rs.1 Lakh	1036	203712	816	43.561	43.561	NA	NA
	ii. Individual Shareholders Holding Nominal Share greater than Rs.1 Lakh	Nil	Nil	Nil	Nil	Nil	NA	NA
(c)	Qualified Foreign Investors	Nil	Nil	Nil	Nil	Nil	NA	NA
(d)	Any Other							
	NRI/OCBs	37	4968	Nil	1.062	1.062	NA	NA
	Trust	2	1325	Nil	0.283	0.283	NA	NA
	Sub-Total (B)(2)	1088	262951	816	56.228	56.228	NA	NA
	Total Public Shareholding (B) = (B)(1) + (B)(2)	1094	339289	72510	72.552	72.552	NA	NA
	TOTAL (A)+(B)	1100	467650	72510	100.000	100.000	Nil	Nil
(C)	Shares held by Custodians And against which DRs have been issued	Nil	Nil	Nil	Nil	Nil	NA	NA
(1)	Promoter and Promoter group	Nil	Nil	Nil	Nil	Nil	NA	NA
(2)	Public	Nil	Nil	Nil	Nil	Nil	NA	NA
	GRAND TOTAL (A)+(B)+(C)	1100	467650	72510	100.000	100.000	Nil	Nil



THE PATNA ELECTRIC SUPPLY CO. LTD.

(1)(b) Statement showing holding of securities (including shares, warrants, convertible securities) of persons belonging to the category [Promoter & Promoter Group] As on 31/03/2014


Srl. Name of the shareholder	Details of Shares Held		Encumbered shares(*)		Details of warrants				Details of Convertible Securities		Total shares (including underlying shares assuming full conversion of warrants and convertible securities) as a % of diluted share capital
	Number of Shares held	As a % of grand total (A)+(B)+(C)	Number of Shares Pledged	As a % of grand total (A)+(B)+(C)	Number of Warrants held	As a % of total warrants of the same class	Number of convertible securities held	As a % of total convertible securities of the same class	Number of convertible securities	As a % of diluted share capital	
(i)	(ii)	(iii)	(iv)	(v)	(vi)=(v)/(iii)*100	(vii)	(viii)	(ix)	(x)	(xi)	(xii)
1. A. P. FINANCE LTD		2759	0.592	0	0.000	0.000	0	0.000	0	0.000	0.592
2. SALEM ERODE INVESTMENTS LIMITED		92644	19.811	0	0.000	0.000	0	0.000	0	0.000	19.811
3. TARA INVESTMENTS LTD.		13514	2.890	0	0.000	0.000	0	0.000	0	0.000	2.890
4. TINNEVELLY TUTICORIN INVESTMENTS LTD.		7761	1.660	0	0.000	0.000	0	0.000	0	0.000	1.660
5. KUSUM KANORIA		4908	1.050	0	0.000	0.000	0	0.000	0	0.000	1.050
6. PADMA KANDIA		6765	1.447	0	0.000	0.000	0	0.000	0	0.000	1.447
TOTAL		120361	27.448	0	0.000	0.000	Nil	Nil	Nil	Nil	27.448



THE PATNA ELECTRIC SUPPLY CO. LTD.

(1)(c)(i) Statement showing holding of securities (including shares, warrants, convertibles) of persons belonging to the category (PUBLIC) and holding more than 1.000(%) of the total shares as on 31/03/2014

Sri. Name(s) of the shareholder	Number of Shares held	Shares as a percentage of total number of shares (i.e., Grand Total (A)+(B)+(C) indicated in Statement at para (I)(a) above)	Details of convertible Securities		Total shares (including underlying shares assuming full conversion of warrants and convertible securities) as a % of diluted share capital
			Warrants held	Convertible Securities	
			Number of Warrants held	Number of convertible Securities	
1. LIFE INSURANCE CORPORATION OF INDIA	71694	15.331	0	0.000	15.331
2. THE CALCUTTA INVESTMENT CO. LTD.	37399	7.997	0	0.000	7.997
3. WIRE CRAFTS LTD.	5009	1.071	0	0.000	1.071
4. JAI KISHAN MOHTA	5557	1.188	0	0.000	1.188
5. SAIYEDA HERDI IMAN	4962	1.061	0	0.000	1.061
TOTAL	124620	26.640	Nil	Nil	26.640



THE PATNA ELECTRIC SUPPLY CO. LTD.

(I)(c)(ii) Statement showing holding of securities (including shares, warrants, convertible securities) of persons (together with PAC) belonging to the category (B) and holding more than 5,000(B) of the total number of shares of the company as on 31/03/2014

Srl. Name(s) of the shareholder and the Person Acting in Concert (PAC) with them	Number of Shares held	Shares held	Shares as a percentage of total number of shares (i.e., Grand Total (A)+(B)+(C) indicated in Statement at Para (I)(a) above)	Details of Warrants		Details of convertible Securities		Total shares including underlying shares assuming full conversion of warrants and convertible securities as a % of diluted share capital
				Number of Warrants held	As a % of total convertible securities held	Number of convertible securities held	% of total convertible securities of the same class	
1. LIFE INSURANCE CORPORATION OF INDIA	71694		15.331	0	0.000	0	0.000	15.331
2. THE CALCUTTA INVESTMENT CO. LTD.	37398		7.997	0	0.000	0	0.000	7.997
TOTAL	109092		23.328	Nil	Nil	Nil	Nil	23.328




THE PATNA ELECTRIC SUPPLY CO. LTD.

(I) (d) STATEMENT SHOWING DETAILS OF LOCKED-IN SHARES AS ON 31/03/2014

Page: 1

Srl. Name(s) of the Shareholder	Category of Shareholders Locked-in Shares (Promoter/ Public)	Number of Locked-in Shares	% to Total
---------------------------------	--	----------------------------	------------

1.		Nil	NIL
----	--	-----	-----




THE PATNA ELECTRIC SUPPLY CO. LTD.

(II)(a) STATEMENT SHOWING DETAILS OF DEPOSITORY RECEIPTS (DRs)

Page: 1

Sri. Type of Outstanding DR (ADRs, GDRs, SDRs, etc)	Number of Outstanding DRs	Number of Shares underlying outstanding DRs	Shares underlying Outstanding DRs as a Percentage of total number of shares (ie. Grand total (A)+(B)+ (C) indicated in Statement at para (I)(a) above)
1. Nil	Nil	Nil	NIL



THE PATNA ELECTRIC SUPPLY CO. LTD.

(II) (b) STATEMENT SHOWING DETAILS OF DEPOSITORY RECEIPTS (DRs), WHERE UNDERLYING SHARES HELD BY 'PROMOTER/PROMOTER GROUP' ARE IN EXCESS OF 1% OF THE TOTAL NO. OF SHARES

Page: 1

Srl. Name of the DR Holder	Type of outstanding DR (ADRs, GDRs, SDRs, etc.) DRs	Number of Shares Underlying outstanding DRs	Shares underlying Outstanding DRs as Percentage of total number of shares (ie. Grand total (A)+(B)+(C) indicated in statement at para (I) (a) above
1. Nil	Nil	Nil	Nil
2. Nil	Nil	Nil	Nil
TOTAL	Nil	Nil	Nil

